

58BW ST HI Steel Replacement System



Ideal for projects where planning or design requires the installation of sympathetic materials, our 58BW ST HI Steel Replacement Window System provides the look of steel with the benefits of aluminium. Designed to replace and complement existing steel windows, the range has been specifically developed for use on listed buildings, warehouses and similar buildings, where steel windows have always traditionally been fitted.

Available in a wide range of styles including Top Hung, Side Hung, Fixed Light and French Casement, the system cleverly replicates the narrow sight lines associated with steel windows whilst providing superior performance and security. The system also includes hardware that is sympathetic to traditional steel window designs.

DESIGN FEATURES

- › Slim sightlines to match existing steel windows
- › Internally and externally beaded for ease of site glazing on high-rise applications
- › Unique polyamide thermal break design to improve performance
- › Integrated deep head profiles for ease of trickle ventilation
- › Accommodates standard hardware including friction stays and shoot bolt locking
- › Certified under the Secured By Design scheme
- › Ideal for Heritage, Listed Buildings and steel window replacements

OPTIONS

- › Accommodates up to 32mm glazing units for thermal and acoustic performance
- › Casement clips available for easy fit and removal of dummy vents
- › Dedicated fixing straps for ease of installation
- › Four different sash profiles to achieve design and planning permission requirements
- › Available in single or dual colour polyester powder coating, texture and anodised finishes

SPECIFICATIONS

Performance and accreditations	58BW ST HI
U-Value (Double Glazing) (Ug: 1.0 W/m ² K)	1.4 W/m ² K
U-Value (Triple Glazing) (Ug: 0.7 W/m ² K)	1.1 W/m ² K
Window Energy Rating (WER)	A - B
BRE Green Guide Rating	A rated
Air Permeability	Class 4 (600 Pa)
Water Tightness	Class E1500 (1500 Pa)
Wind Resistance	Class E2400 (2400 Pa)
Security	PAS 24 & SBD
3rd Party Certification Q-Mark	✓

System

Depth	58mm & 70mm
-------	-------------

Configurations

Opening	Open-Out
Top Hung	✓
Side Hung	✓
Bottom Hung	✓
Fixed Light	✓
Multi Light	✓

Size and weight limits

Top Hung

Max Size (mm)	1436w x 1336h
Min. Size	386w x 336h
Max Weight	40kg

Side Hung

Max Size (mm)	736w x 1436h
Min. Size	336w x 386h
Max Weight	24kg

Bottom Hung

Max Size (mm)	-
Min. Size	-
Max Weight	45kg (5 hinges)

Fixed Light

Max Size (mm)	-
Min. Size	-
Max Weight	250kg

Glazing

Glazing Options	Internal & External
Glazing Thickness**	24mm-32mm

System Features

Single Colour	✓
Dual Colour	✓
Textured Finish	✓
Anodised Finish	✓
Multi-Point Locking	✓
Sightline (Frame To vent)	66mm
Sightline (Vent To Mullion)	81mm
Sightline (Fixed Light)	43mm

Aesthetics

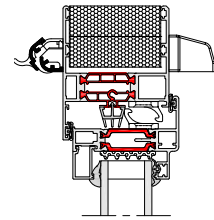
Putty Line	✓
Stepped Edge	✓
Square	✓
Exterior Glazed Chamfer	✓

**Glazing thickness: Other thicknesses may be possible dependant on profile combinations specified. Fabricators should refer to AluK technical manual glazing section for details.

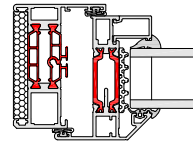
CAD CROSS SECTIONS AND THERMAL PROFILE

Additional details are available on request.

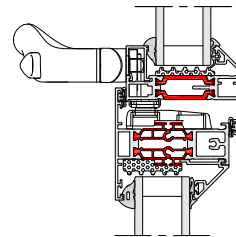
➤ 58BW ST HI HEAD



➤ 58BW ST HI JAMB



➤ 58BW ST HI MULLION



➤ 58BW ST HI THERMAL PROFILE

